

# ROCKPILE MUSEUM

## *History & STEM Fun with the Campbell County Rockpile Museum*

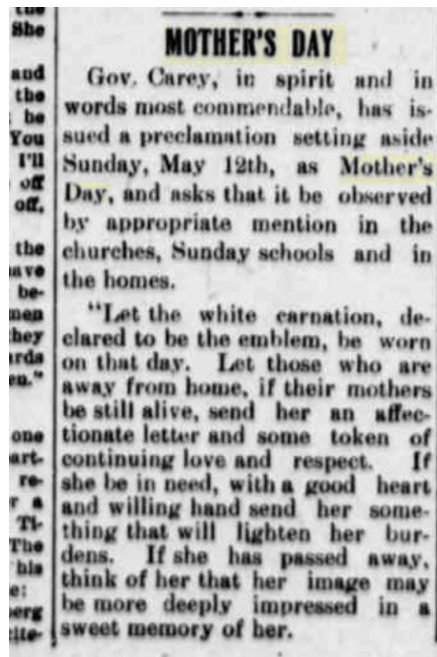


*Lela Keller and son Alcoe c. 1911*

## **History of Mother's Day**

*Here is a link to a youtube video on the history of Mother's Day.*

<https://www.youtube.com/watch?v=0cLVvJcHoXo>



*Gillette News Article May 3, 1912*

# Congress and the President

Legalize and immortalize

## Mothers' Day

Second Sunday in May

### A PROCLAMATION

"Whereas, by a joint resolution, approved May 8, 1914, designating the second Sunday in May as Mothers' Day, and for other purposes, the President is authorized and requested to issue a proclamation calling upon the government officials to display the United States flag on all government buildings, and the people of the United States to display the flag at their homes, or other suitable places on the second Sunday in May, as a public expression of our love and reverence for the mothers of our country;

"And, Whereas, by the said joint resolution it is made the duty of the President to request the observance of the second Sunday in May as provided for in the said joint resolution;

"Now, therefore, I, Woodrow Wilson, President of the United States of America, by virtue of the authority vested in me by the said joint resolution, do hereby direct the government officials to display the United States flag on all government buildings, and do invite the people of the United States to display the flag at their homes, or other suitable places, on the second Sunday of May, as a public expression of our love and reverence for the mothers of our country. In witness whereof I have set my hand and caused the seal of the United States to be hereunto affixed.

"Done at the city of Washington this 9th day of May, in the year of our Lord, one thousand nine hundred and fourteen, and of the independence of the United States one hundred and thirty-eight.

"WOODROW WILSON.

"By the President.

"WILLIAM JENNINGS BRYAN,

"Secretary of State."

### TODAY WEAR

**White Flowers**  
For Mothers' Memory

**Bright Flowers**  
For Mothers Living

*President Wilson's proclamation 1914*



Viola McIntosh and son Raymond c. 1946

*Through the years Mother's day celebrations at schools have consisted of special programs, lunches, and teas to celebrate our mothers and give children a chance to offer loving tributes to their mothers for all their sacrifices.*

*In the passages below taken from a 1919 article by Calvin N. Kendall and George A. Mirik of New Jersey "How to Teach the Special Subjects," teachers are given suggestions on how to prepare special Mother's day programs for their students and communities.*

**In preparing the program the teacher and children talked things over freely, discussed how much their mothers meant to them, and considered some of the little things they could do to lighten mother's cares and save her strength. The exercise was planned to make tired mothers happy and show them that the sacrifices they were making to give their children an education were appreciated. "Which would our mothers prize the more," the children were asked, "for us to honor them by buying a lot of white carnations from the hothouse in the near-by town, or by gathering with our own hands the beautiful flowers so plentiful in the fields and woods around us?" Their**

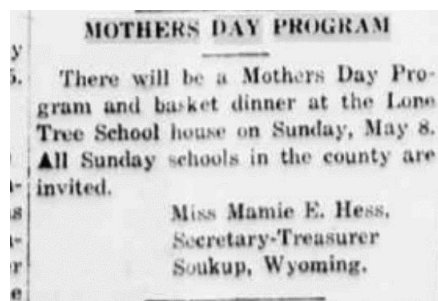
**answer was the latter, because they had been taught two things: first, never to depend upon the town for**

anything that the country could supply as well; and second, that a gift made with our hands is appreciated far more by the recipient than one bought with money.

*Below their suggestion for a Mother's day program.*

*Program for MOTHER'S DAY*

1. Quotation: "If you can do nothing else in the community center than draw men together so that they will have common feeling you will have set forward the cause of civilization and the cause of human freedom." (Woodrow Wilson.)
2. Song: "America."
3. Song: "Home, Sweet Home."
4. Quotations: "Tributes to Mother." By seventeen children.
5. Song: "Child and Mother." (Eugene Field.)
6. Recitation: "A Boy's Bill."
7. Recitation: "Beautiful Hands."
8. Vocal solo: "Mother Machree."
9. Recitation: "Birthday Prayer for his Mother." (Van Dyke.)
10. Song: "My Mother's Memory."
11. "Blossoms for Thoughts." By nine children.
  - a. Song: "Greetings to Mothers."
  - b. Dialogue between Spirit of May and children.
  - c. Song: "Blossoms for Mother" (while children distribute flowers to mothers).
12. A brief history of "Mother's Day," followed by
13. Presentation of a framed portrait of Whistler's "Mother."
14. Song: "Blest be the Tie that Binds." School and audience.



Gillette News April 4, 1921



Below are a few pieces of poetry that were popular recitation pieces for Mother's day programs.

### **Only One Mother**

*By George Cooper*

Hundreds of stars in the pretty sky.  
Hundreds of shells on the shore together.  
Hundreds of birds that go singing by.  
Hundreds of lambs in the sunny weather.

Hundreds of dewdrops to greet the dawn,  
Hundreds of bees to greet the clover.  
Hundreds of butterflies on the lawn.  
But only one mother the whole world over.

### **Which Loved Best?**

by Joy Allison

"I love you, Mother," said little John.  
Then forgetting his work, his cap went on.  
And he was off to the garden swing,  
Leaving his Mother the wood to bring.

"I love you, Mother," said little Nell.  
"I love you more than tongue can tell."  
"Then she teased and pouted half the day,  
Till Mother rejoiced when she went to play.

"I love you, Mother," said little Fan.  
"Today I'll help you all I can."  
To the cradle then she did softly creep,  
And rocked the baby till it fell asleep.

Then stepping softly, she took the broom,  
And swept the floor, and dusted the room.  
Busy and happy all day was she,  
Helpful and cheerful as child could be.

"I love you, Mother," again they said.  
Three little children, going to bed.  
How do you think that Mother guessed  
Which of them really loved her best?

## Somebody's Mother

*By Mary Dow Brine, 1878*

The woman was old and ragged and gray  
And bent with the chill of the winter's day.  
The street was wet with the recent snow,  
And the woman's feet were aged and slow.  
She stood at the crossing and waited long  
Alone, uncared for, amid the throng  
Of human beings who passed her by,  
Nor heeded the glance of her anxious eye.  
Down the street with laughter and shout.  
Glad in the freedom of "school let out,"  
Came the boys like a flock of sheep,  
Hailing the snow piled white and deep.  
Past the woman so old and gray  
Hastened the children on their way,  
Nor offered a helping hand to her,  
So meek, so timid, afraid to stir,  
Lest the carriage wheels or the horses' feet  
Should crowd her down in the slippery street.  
At last came one of the merry troop,  
The gayest laddie of all the group;  
He paused beside her and whispered low,  
"I'll help you across if you wish to go."  
Her aged hand on his strong young arm  
She placed, and so, without hurt or harm,  
He guided her trembling feet along,  
Proud that his own were firm and strong.  
Then back again to his friends he went,  
His young heart happy and well content.  
"She's somebody's mother, boys, you know,  
For all she's aged and poor and slow;  
"And I hope some fellow will lend a hand  
To help my mother, you understand,  
If ever she's poor and old and gray,  
When her own dear boy is far away."  
And "somebody's mother" bowed low her head  
In her home that night, and the prayer she said  
Was, "God be kind to the noble boy  
Who is somebody's son and pride and joy."

This Mother's Day we would like to encourage to take a moment and try some of these craft activities to create a special, homemade Mother's Day gift for your own Mom. Never forget that the best gift you can give your Mom is to spend time with her.



*Make a cup cake liner carnation for Mom:*

<https://www.youtube.com/watch?v=2nSpIFJdbSU>

or

**Materials needed:**

6-8 cupcake liners  
Crayons or colored pencils

Toothpick  
Pipe cleaners

**Directions:**

1. Gather together 6-8 cup cake liners colored or white.
2. If the liners are white use your crayons to color the liners. If they are already colored create some special designs.
3. Once the liners are decorated stack them together use a toothpick to pierce two holes about an 1" apart.



4. Thread the pipe cleaner through the liners to create the stem.



5. Crumple/crush the liners together



6. Slightly separate the layers to open the blooms.



## Activity: Create a Recipe for a Mom



How wonderful is Mom? Children can "measure" the ways with this creative gift of appreciation just in time for Mother's Day!

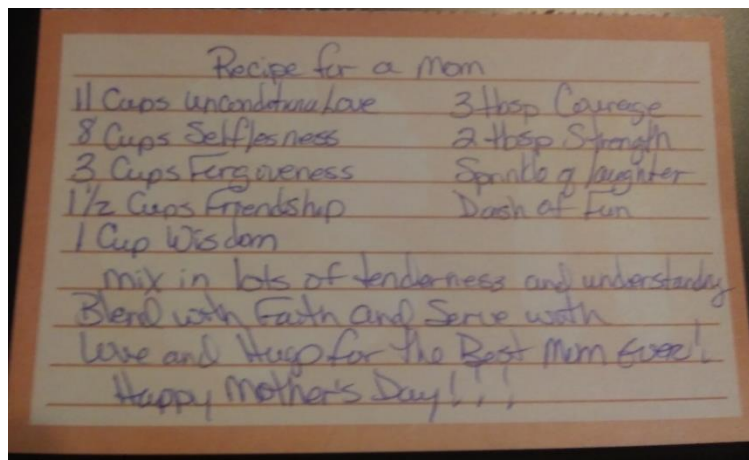
### Ingredients Needed:

Pencil/pen  
Markers or crayons  
index cards

Measuring cups and spoons  
piece of copy or construction paper  
Glue

### Directions:

1. Fold the piece of paper in  $\frac{1}{2}$  to make a card.
2. Children should draw a picture of Mom and use as many colors and details as possible.
3. Take the index card and write: "Recipe for Mom."
4. Kids should make a list of at least seven things that make Mom special.  
*Maybe it's "sense of humor," or "great cookies..." whatever comes to mind. Leave a 1/2" space on the left margin -to fill in measurements when you're done and leave at least 2" left as well. For "cooking instructions."*
5. Gather a bunch of measuring tools from the kitchen. *These can be cups, teaspoons and tablespoons.*
6. Go through all the measuring tools to put a quantity amount to each trait.
7. Decorate the margins of the card with whimsical designs that Mom will like.
8. Glue the recipe on the inside of the card.





# Mommy's Little Helper!

I love to help my mommy. That's why she calls me "Mommy's little \_\_\_\_\_." I really



like to help my mommy in the kitchen where I make \_\_\_\_\_ for breakfast.

Sometimes I let my pet \_\_\_\_\_ lick the \_\_\_\_\_ when my mom isn't looking!

This makes my \_\_\_\_\_ brother/sister giggle and \_\_\_\_\_!



After breakfast, I like to play with my \_\_\_\_\_ when I should be washing my \_\_\_\_\_  
\_\_\_\_\_. I don't get dressed until Mommy tells me to get dressed \_\_\_\_\_ times. Her  
face is usually a pretty \_\_\_\_\_ by then! I pull out my \_\_\_\_\_ outfits and change  
\_\_\_\_\_ times until I find just the perfect thing to wear to make Mommy happy.

When Mommy is out shopping at \_\_\_\_\_, I help by \_\_\_\_\_-ing up and down all

\_\_\_\_\_ aisles to help her find my favorite \_\_\_\_\_ and \_\_\_\_\_. This way,

she doesn't have to guess which \_\_\_\_\_ I like. Shopping always gives

Mommy a \_\_\_\_\_, so I make it easy for her and tell her EVERYTHING that what I want.

Before we pay for our stuff, I always have to go the bathroom. If we time it right, my

brother/sister and I can make \_\_\_\_\_ trips to the bathroom while at the same store!

I really love pushing the shopping cart \_\_\_\_\_ through the parking lot. I pretend

to be \_\_\_\_\_ while I do it so I can make it there fast! It always makes my mom shout,



My mommy usually wants to go to \_\_\_\_\_ stores while we are out. But, after the first

store, she's too \_\_\_\_\_ so we go back home. At home, I help my mommy by playing

with my brother/sister and our \_\_\_\_\_ all over the house. When my

Daddy comes home, Mommy is \_\_\_\_\_ and asks me to help Daddy as well I helped her.



My Mommy is so \_\_\_\_\_! She's the \_\_\_\_\_-est mom ever!

## HAPPY MOTHER'S DAY!

**Here are some links to more fun homemade Mother's day gift ideas**

<https://www.dltk-holidays.com/mom/mfortuneteller.htm>

<http://www.papercraftsforchildren.com/2010/05/09/my-mothers-day-cards>

<https://www.auntannie.com/MothersDay/Popup/>

<https://buggyandbuddy.com/flower-card-craft/>

<https://www.messylittlemonster.com/2015/04/teapot-craft-free-printable.html>