

SEPTEMBER BOOK PROJECT

DUE DATE: _____

EVERY MONTH STUDENTS WILL BE ASSIGNED A BOOK REPORT PROJECT TO COMPLETE BASED ON A DIFFERENT GENRE OF READING. THIS MONTH, THE FOCUS WILL BE HISTORICAL FICTION.

WHAT IS HISTORICAL FICTION?

- THE STORY IS IMAGINARY, BUT THE SETTING AND MANY DETAILS ARE TRUE AND BASED ON REAL FACTS.
- USUALLY TIED TO A MAJOR EVENT IN HISTORY.

DIRECTIONS:

READ A HISTORICAL FICTION CHAPTER BOOK. CHECK HERE FOR IDEAS:

[HTTPS://WWW.GOODREADS.COM/GENRES/5TH-GRADE-HISTORICAL-FICTION](https://www.goodreads.com/genres/5th-grade-historical-fiction)

SCORING RUBRIC	POINTS POSSIBLE	POINTS EARNED
BOOK TITLE	5	
AUTHOR	5	
SETTING	5	
CHARACTERS	5	
PLOT	5	
CONFLICT	5	
THEME	5	
CREATIVITY	5	
PENMANSHIP, SPELLING, GRAMMAR	5	
PRESENTATION	5	

THIS PROJECT MAY BE A GROUP PROJECT IF 2-4 STUDENTS CHOOSE TO READ THE SAME BOOK.

1. CONVERT A BOOK INTO A PUPPET SHOW. MAKE SIMPLE PUPPETS (STICK PUPPETS, FINGER PUPPETS, PAPER BAG PUPPETS, AND SO ON).
 1. YOU CAN ALSO BE CREATIVE AND USE LEGOS OR OTHER TOYS AS PROPS.
2. USE THE BRAINSTORMING SHEET TO HELP YOU PLAN YOUR SHOW.
3. PRESENT THE STORY OR AN EXCITING SCENE FROM IT. THIS COULD BE IN MOVIE FORMAT OR YOU MAY ACT IT OUT IN CLASS.
4. CREATIVITY IS ENCOURAGED, SO FEEL FREE TO MAKE YOUR OWN PUPPETS, PUPPET STAGE, AND PROPS.
5. MAKE SURE TO INCLUDE ALL THE INFORMATION FROM THE SCORING RUBRIC IN YOUR PRESENTATION.



BRAINSTORMING SHEET

SETTING: WHERE DID THE STORY HAPPEN? LOCATION AND A TIME PERIOD.


CHARACTERS: WHO WERE THE IMPORTANT PEOPLE IN THE STORY?

PLOT: THIS IS THE ACTION, THE QUEST FOR SATISFACTION, WHAT'S GOING DOWN, WHAT'S GOING TO HAPPEN. INCLUDE MAIN EVENTS FROM EACH CHAPTER- ONE SENTENCE PER CHAPTER.

CONFLICT: THE PROBLEM IN THE STORY. IT CAN BE AN ISSUE/CHANGE INSIDE THE CHARACTER OR AN ISSUE HAPPENING BECAUSE OF AN OUTSIDE FORCE.

- INSIDE THE PERSON
- PERSON VS PERSON
- PERSON VS NATURE
- PERSON VS SOCIETY

THEME: THE MESSAGE, THE MORAL, THE LESSON (EXAMPLES: COURAGE, FRIENDSHIP, ACCEPTANCE, PERSEVERANCE, HONESTY, TEAMWORK, FORGIVENESS, EQUALITY, LOVE, LOYALTY, RESPONSIBILITY).



OCTOBER BOOK PROJECT

Due Date: _____

Every month students will be assigned a Book Report project to complete based on a different genre of reading. This month the focus will be Informational Text.

What is Informational Text?


- A book/magazine/newspaper about a real life subject/fact.
- The purpose is inform/explain.
- Can contain pictures, graphs, diagrams, charts, maps, or captions to help the reader understand.

Directions:

1. Choose a subject you are interested in learning about. It could be something that is happening in our city, state, or world. Think about sports, animals, places, events, hobbies, nature, etc.
2. Read two articles about the subject.
3. Compare/Contrast what is similar and what is different in each article. Take notes on the information to include in your summary.
4. Write a Newspaper Summary of what you read on the News Gazette paper. Answer Who-What-When-Where-Why about the topic.
5. Draw one graphic of an important picture/graph/diagram/chart and include a caption.
6. Prepare an Editorial about the articles. This is your opinion about the topic.
7. Cite your sources. Also, attach copies of the articles to the News Gazette paper.

Scoring Rubric	Points Possible	Points Earned
Informational Text Titles	5	
Authors	5	
Compare/Contrast	5	
Who-What-When-Where-Why	5	
Newspaper Summary	10	
Graphic	5	
Penmanship, Spelling, Grammar	5	
Sources	5	
Presentation	5	

NOVEMBER BOOK PROJECT



Due Date: _____

Every month students will be assigned a Book Report project to complete based on a different genre of reading. This month the focus will be **MYSTERY**.

SCORING RUBRIC	POINTS POSSIBLE	POINTS EARNED
PIECES #1-#8	40	
PENMANSHIP, SPELLING, GRAMMAR	5	
PRESENTATION/CREATIVITY	5	


WHAT IS MYSTERY?

- A story or genre that focuses on solving a crime or an unusual event.
- There can be a detective, suspect(s), a lead (or red herring- false lead), evidence, a crime, witnesses, and/or clues.

DIRECTIONS:

Mystery stories are written puzzles made for a reader. To complete this project, you will make a **MYSTERY PUZZLE** that gives information about the story you have read independently.

- Piece #1 should be a creative display of the title and author of the book as well as your name.
 - Piece #2 should tell the reader about the main character and secondary characters in your book as well as include a picture of the main character.
 - Piece #3 should tell the reader about the setting of the book.
 - Piece #4 should tell the reader the problem of the book.
 - Piece #5 should tell the reader about the main events of the book.
 - Piece #6 should tell the reader about the climax of the book (the high point or turning point).
 - Piece #7 should tell the reader three clues about the problem of the book.
 - Piece #8 should give a hint of the solution of the problem but not give away the ending.
- Put your pieces together on a large piece of tagboard.



December Book Project



Due Date: _____

Every month students will be assigned a Book Report project to complete based on a different genre of reading. This month the focus will be **Fantasy**.

What is Fantasy?


- **Make-believe- It cannot happen**
- **Magical places or things**
- **Talking animals or objects**

Scoring Rubric	Points Possible	Points Earned
Title/Author/Name	5	
Character Tree	5	
Story Element Pieces	25	
Creativity	10	
Presentation	5	

Directions:

You will need a brown/white paper bag, the tree template, and the story element pieces to complete this project.

1. **Decorate the tree like one of the main characters in the story. Make sure you glue it to cardboard or print on cardstock paper so that it is sturdy.**
2. **Decorate a gift bag. Include the title, author, and a drawing of the cover. Put your name on the bag.**
3. **Cut out the 5 Story Element pieces and fill them in with the correct information.**
4. **Color the pieces and put them in the gift bag.**
5. **Put your "Character Tree" in the gift bag.**



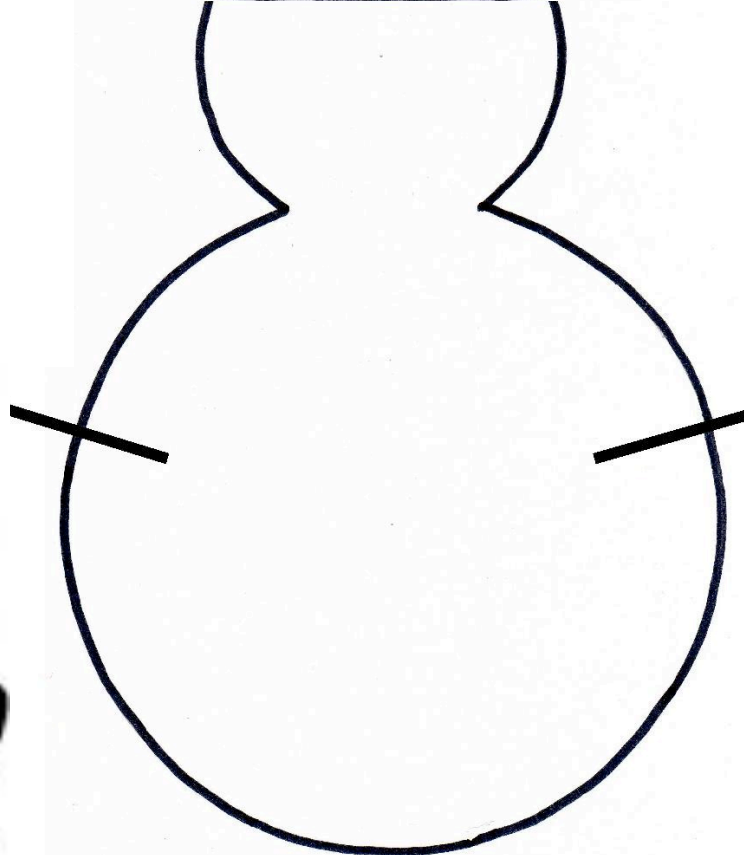



Plot

Problem:

Climax (High Point):

Solution:



My Favorite Part:



January Book Project



Due Date: _____

Every month students will be assigned a Book Report project to complete based on a different genre of reading. This month the focus will be Science Fiction.

What is Science Fiction?

- Supernatural events
- About science, technology, or future events
- Somewhat believable, partially true
- It could happen...

Directions:

1. Plan a comic strip- A series of events that will retell the story.
2. Include dialogue. Use this website to help you: <http://www.readwritethink.org/files/resources/interactives/dialogue-tags/>
3. Make a cartoon strip online. Use this website: <http://www.readwritethink.org/files/resources/interactives/comic/index.html>
4. To make comic strips, have your students follow these basic steps, referring to their planning sheet as they work in the [Comic Creator](#):
 1. For the comic title, name the scene (or scenes) that will be depicted.
 2. For the comic subtitle, name the book where the scene is found.
 3. Include your name or the names of the members of your group as the authors of this comic strip.
 4. Choose the six-frame comic strip. (Alternately, have students choose the one-frame cartoon square and focus their work on an important scene in the book).
 5. In each of the six frames of the comic strip show a significant event from the book.
 6. Under each picture or cartoon, write a caption that provides additional detail on the scene.
 7. Print your finished comic strip.

Scoring Rubric	Points Possible	Points Earned
Title/Subtitle/Name	5	
6-Frames	10	
Picture/Caption	10	
Creativity	5	
Spelling, Punctuation (Dialogue), Grammar	10	
Presentation	5	

February Book Project



Due Date: _____

Every month students will be assigned a Book Report project to complete based on a different genre of reading. This month the focus will be *Biography*

What is Biography

- A true story (non-fiction).
- Written to inform the reader about a person's life.
- Chronological order- beginning to end.
- Written about people that have done important things during their life.
- An **autobiography** is a book a person writes about himself or herself.

<i>Scoring Rubric</i>	<i>Points Possible</i>	<i>Points Earned</i>
Title page	5	
Biography paper	10	
Timeline	10	
Bibliography	5	
Spelling, Punctuation (Dialogue), Grammar	5	
Creativity	5	
Presentation	10	

Directions

Part 1- RESEARCH


- Read a biography/autobiography book about an important/famous person. Make sure you “okay” the person you chose with your teacher.
- Prepare a Living Museum by finding out:
 - Birthdate and deathdate (if not living).
 - Where the person was born and lived.
 - Information about the childhood of that person.
 - How that person made a difference.
 - Other interesting facts about that person's life. You will need 5 facts for your timeline.
 - Character qualities of that person: perseverance, self-discipline, responsible, caring, curious, respectful, citizenship, courageous, integrity, etc.

Part 2- PREPARE REPORT/SPEECH


- Write a simple biography (story about that person's life) in the first-person point of view (LIKE YOU ARE THE PERSON AND YOU ARE WRITING YOUR OWN STORY).
- The paper should be typed. It should include a title page, which includes the name of the person you researched, a picture of that person, your name, and date. After the title page should be the written report (that you will be memorizing). It should be three paragraphs with a beginning, middle, and end.
- Draw a timeline. This will highlight 5 events. Include a drawing of each event.
- Include a simple bibliography, stating where you got your information. (Author's Last Name, First Name. Title. City: Publishing company. Date).
- Staple the papers together (Title, Report, Timeline, Bibliography) with one staple in the upper left corner.

Part 3- PRESENTATION

- On your presentation day, you will dress up like the character.
- This speech should only last from 1 to 3 minutes. PRACTICE! :)
- Have two props that would be significant to your person.
- You will come to life and pretend to be the person (read your story/share props) when I come around and push the button to make you come alive.
- I will ask you questions about the character that you should be prepared to answer.
- OPTIONAL: If you would like to create a poster or other props for your museum exhibit, you may. These might help you to tell your biography or answer questions that visitors may have. They also might make your exhibit more interesting.



MARCH BOOK PROJECT



Due Date: _____

Every month students will be assigned a Book Report project to complete based on a different genre of reading. This month the focus will be **FOLKTALES**.

WHAT IS A FOLKTALE?

- Has been passed by word of mouth for many years before being written down.
- Has changed each time it has been retold.
- Many involve mythical creatures and transformations.
- They come from many different cultures.
- Usually teach a lesson- explain things about life or nature.
- Can be Fairytales, Myths, Legends, Fables, Tall Tales.

Scoring Rubric	Points Possible	Points Earned
Title page/Names	5	
Summary/Theme	10	
Explanation	10	
Three Reasons	5	
Spelling, Punctuation (Dialogue), Grammar	5	
Creativity	5	
Presentation	10	

Folktales can be... <i>Fairy Tales</i>	Folktales can be... Fables	Folktales can be... <i>Myths</i>	Folktales can be... Legends	Folktales can be... TALL TALES
Once upon a time *Royalty (King, Queen, etc.) *Animals	Very short stories. *Animals acting like people *3 or less.	Gods and Goddesses	*Everyday people *Animals are often main characters	Based on the life of a real person Everyday people with superhuman abilities
*Castle *Forest	Generally outside somewhere	Nothing specific	Nothing specific	Linked to a real historical time period
Good vs Evil	Only one problem using trickery	Explains something that happens in nature by using gods and/or goddesses <small>*Good = rewarded *Bad = punished</small>	Explains how or why something in nature came to be	Problem solved in a humorous way
*Magic *Repeat of 3 and 7 <small>They lived happily ever!</small>	Ends with a lesson (Moral)	*Magic *Unusual creatures *Can teach a lesson	*Magic *Sometimes it teaches a lesson	*Exaggerated details *Tells about a person's accomplishments

DIRECTIONS:

1. You will use a cereal box to tell us about the folktale you read!
Cover your cereal box with paper and put the **story's title** on the front of the box. Include the **author's name and your name**. Or you might want to write and draw on appropriate-sized sheets of paper and then glue them onto the box.
2. Think about what you will **name your cereal**. Choose a name that sounds enticing and that relates to the story in some way.
3. Write or type a short **explanation** of why this story is meaningful to the people who have retold it over the years. Glue this explanation to the back. This is your opinion.
4. Write a **summary** of what happens in the story being sure to tell the **theme** of the book (the moral [fable], how something in nature came to be [tall tale], or how something came to be the way it is today [folk tale]).
5. Tell me if it is a Fairytales, Myths, Legends, Fables, Tall Tales. **WHY?** Give me three reasons.
6. Add "**catchy phrases**" about the book all over to get people's attention & to make them want to read the book. You are advertising this book! Sell it!
7. Add magazine clippings, drawings, printouts from the Internet, or anything else to help us understand your folktale. Decorate it.





April Book Project


Due Date: _____

Every month students will be assigned a Book report project to complete based on a different genre of reading. This month the focus will be **Poetry**.

What is Poetry?

- Verse written to create a response of thought and feelings from the reader.
- Expresses feelings and emotions.
- Can contain figurative language: simile, metaphor, personification, alliteration, hyperbole, onomatopoeia.
- It can rhyme.
- Can be short or long.
- Sometimes has complete sentences, sometimes not.

Scoring Rubric	Points Possible	Points Earned
Title page/Names	5	
Summary/Theme	10	
Explanation	10	
Three Reasons	5	
Spelling, Punctuation (Dialogue), Grammar	5	
Creativity	5	
Presentation	10	



Directions:

You will read a variety of poetry books to complete the requirements for this project. Chose many books by different authors.

You will also write poetry to add to this project. This will be done in class.

You will be making a Poetry Portfolio. It should include:

1. A Title Page with your name and a picture.
2. 15 samples of your own poetry. We will be writing this poetry in class, but any poetry written throughout the year may be used.
3. include 10 poems you like by other famous authors. include the title and author's name with each poem. Read a variety of books to choose the poems you like the best! include the author's name and the title.
4. Choose a poet to whom you would like to "dedicate" this portfolio. The page should be titled "Dedication." This should have a one paragraph biography about the poet, a picture of the poet, and one of their most famous poems (or your favorite).
5. include a 10 pictures to represent your poems. These can be pictures you took, from a magazine, the internet, or pictures you have drawn.
6. Each poem should be typed and printed color is preferred.
7. Be creative in constructing your scrapbook! Make it represent YOU!
8. USE RECYCLED MATERIALS- paper bags, string, boxes, tape, etc. BE CREATIVE! Make this special. Make this YOU!



May Book Project

Due Date: _____

Every month students will be assigned a Book Report project to complete based on a different genre of reading.

This month the focus will be

Realistic Fiction.

What is Realistic Fiction?

- The events, people, and places may be real, but the story is NOT real.
- It could happen in real life.

Directions:

1. Read a Realistic Fiction story.
2. Write a Letter to a main character using proper letter format. Tell them how you felt after reading the book. What do you wish they had done or not done? How did the book change your way of thinking? Do you relate to the character? What did the story remind you of? Ask the character some questions.
3. Decorate a large bottle with elements from the story. Mod-Podge on a large glass bottle with a wide mouthpiece (milk) would work best. Include the Book Title and Author, a Summary/Theme, two important quotations from the story, and at least 3 pictures that would illustrate something important to the character(s) in the story.
4. Roll the letter up and stick it in the bottle. Don't push it all the way in, so that it is easy to remove for your presentation.

Scoring Rubric	Points Possible	Points Earned
Title page/Author	5	
Summary/Theme	10	
Quotations	10	
Pictures	5	
Spelling, Punctuation (Dialogue), Grammar	5	
Creativity	5	
Presentation	10	

