



Approved tack and equipment for British Dressage competitions

Effective from 1 December 2017

To be used with the corresponding rules in the Members' Handbook



This handy pictorial guide has been devised to be used alongside the British Dressage Members' Handbook for clarification on permitted tack and equipment. British Dressage endeavours to mirror FEI Rules for permitted tack and equipment.

Tack reviews are ongoing but new for 2018, any additional permitted tack and equipment updates will only be issued twice yearly to coincide with the beginning of the summer and winter seasons (1 December and 18 June).

At all BD Championships, there will be an appointed BD Steward(s) in attendance in all warm up arenas responsible for tack and equipment checking every competitor each time they compete. This will be a physical (not just visual) tack check, including nosebands. It's the organisers' responsibility to appoint stewards for this function and they must be BD or FEI qualified to the appropriate level.










For the complete guidelines on permitted tack and riding the test and penalties, please see sections 14 and 15 of the Members' Handbook.

If you have a query on any tack or equipment that you are unsure about, please email a picture of the item to the Sports Operations Manager for clarification.

NB: Please note that bridles without a throatlash will be permitted for use - this will be reviewed in the British Dressage Tack review prior to the release of the 2019 Members Handbook.

















Bits








			Date introduced
Eggbutt		✓	Pre Dec 2017
Loose ring		✓	Pre Dec 2017
Sleeved cheeks		✓	Pre Dec 2017
Shaped sleeved cheeks		✗	Pre Dec 2017
Full cheek / Fulmer		✓	Pre Dec 2017
Hanging cheek/Baucher		✓	Pre Dec 2017
D-ring		✓	Pre Dec 2017
Various gag cheeks		✗	Pre Dec 2017
Myler (or similar) cheeks for use with hooks		✗	Pre Dec 2017

Any combination of permitted cheeks and permitted mouthpieces can be used under BD rules.










Bits/Mouthpieces

<p>Bevel bit</p>		<p style="text-align: center;">  Not permitted due to cheeks/bit rings attachments </p>	
<p>Bombers Equestrian Bomber Blue</p>		<p style="text-align: center;">  </p>	<p>Dec 2017</p>
<p>Bombers loose ring Dressage Plate</p>		<p style="text-align: center;">  </p>	<p>Dec 2017</p>
<p>Bombers Elliptical Cable</p>		<p style="text-align: center;">  </p>	<p>Dec 2017</p>
<p>Bombers Elliptical Dressage Control</p>		<p style="text-align: center;">  </p>	<p>Dec 2017</p>
<p>Bombers Elliptical Control</p>		<p style="text-align: center;">  </p>	<p>Dec 2017</p>
<p>Bombers Happy Tongue Straight</p>		<p style="text-align: center;">  </p>	<p>Dec 2017</p>



















Bits/Mouthpieces

Bombers Happy Tongue Straight		✓	Dec 2017
Bombers Ported Barrel		✓	Dec 2017
Bombers Cable Snaffle		✓	Dec 2017
Bombers Flexible Mullen		✓	Dec 2017
Bombers Loose Ring Tube		✗ Not permitted due to size and type of cheeks	
B-ring snaffle		✗ Not permitted due to size and shape of cheeks	
Dr Bristol		✗ Not permitted due to mouthpiece	
Double jointed hanging cheek		✓	Pre Dec 2017


Bits/Mouthpieces

TRUST sweet iron medium port		✓	Dec 2017
TRUST Inno Sense port mouth		✓	Dec 2017
Happy Mouth HB 600 SP		✓	Dec 2017
Happy Mouth HB6801 - SP		✓	Dec 2017
Happy Mouth straight bar		✗ Not permitted due to the bobbles on mouthpiece	
Hippus C1100		✗ Not permitted due to curvature of mouthpiece	
Kimblewick		✗ Not permitted due to curb chain	
Magennis		✗ Not permitted due to size and shape of mouthpiece	
Magic Bit		✓	Pre Dec 2017









Bits/Mouthpieces

<p>Myler Weymouth Curbs (largest and smallest ports illustrated)</p>			<p>Dec 2017</p>
<p>Myler o2 Comfort Snaffle</p>			<p>Dec 2017</p>
<p>Myler 32 Mullen Barrel</p>			<p>Dec 2017</p>
<p>Myler o4 Comfort Snaffle</p>			<p>Dec 2017</p>
<p>Myler o6 Mullen Barrel</p>			<p>Pre Dec 2017</p>
<p>Myler 36 Forward Tilted Barrel</p>			<p>Pre Dec 2017</p>
<p>Myler 33WL Wide Low Ported Barrel</p>			<p>Pre Dec 2017</p>
<p>Myler 33 Ported Barrel</p>			<p>Pre Dec 2017</p>
<p>Nathe/nylon straight bar</p>			<p>Pre Dec 2017</p>













Bits/Mouthpieces

Neue Schule Turtle Tilt		✓	Dec 2017
Neue Schule Turtle Top		✓	Dec 2017
Neue Schule Verbindend		✓	Pre Dec 2017
Neue Schule Starter		✓	Pre Dec 2017
Pelham		✗ Not permitted due to mouthpiece/	Pre Dec 2017
Rainbow bits		✗ Not permitted due to colour	Pre Dec 2017
Stubben Golden Wings		✗ Not permitted due to shape and size of sleeves/cheeks	Pre Dec 2017
Twisted Snaffle		✗ Not permitted due to mouthpiece	Pre Dec 2017
Waterford		✗ Not permitted due to mouthpiece	Pre Dec 2017











Bits/Mouthpieces

<p>Winning Tongue Plate NP Bit (any type)</p>		<p> Not permitted due to size and shape of mouthpiece</p>	<p>Pre Dec 2017</p>
<p>Various mouthpieces</p>		<p> Not permitted</p>	<p>Pre Dec 2017</p>
<p>Bit guards</p>		<p> Not permitted</p>	<p>Pre Dec 2017</p>
<p>Clip cheek piece attachment</p>		<p></p>	<p>Pre Dec 2017</p>











Bridles and Nosebands

<p>Albion KB/Elevator</p>			<p>Pre Dec 2017</p>
<p>Cornell Collar</p>			<p>Pre Dec 2017</p>
<p>Dyon X-Fit Anatomic</p>			<p>Pre Dec 2017</p>
<p>Dyon Double</p>			<p>Pre Dec 2017</p>
<p>EvoEquine Bridle <u>Must be used with throat lash</u></p>			<p>Pre Dec 2017</p>
<p>Osiris Bridle</p>			<p>Pre Dec 2017</p>









Bridles and Nosebands

<p>Passier Fortuna</p>			<p>Pre Dec 2017</p>
<p>PS of Sweden Pioneer</p>			<p>Pre Dec 2017</p>
<p>PS of Sweden – Nirak</p>			<p>Dec 2017</p>
<p>PS of Sweden - High Jump <u>Must be used with Throatlash</u></p>			<p>Pre Dec 2017</p>
<p>PS of Sweden – Jump off <u>Must be used with Throatlash</u></p>			<p>Pre Dec 2017</p>

Bridles and Nosebands







<p>PS of Sweden Elastic Concept</p>	 <p>Elastic Concept for rein and cheek piece by PS of Sweden</p> <p>Here we have attached a durable and strong elastic band that is attached to the leather. The elastic touches NEVER the bit. The elastic helps the bit to be a little bit flexible and more dynamic in the mouth.</p> <p>Elastic is placed up here on the cheek piece and is hidden under the keeper.</p> <p>Leather</p> <p>Leather</p> <p>The bit will only and always be in contact with leather, never anything else.</p>		<p>Dec 2017</p>
<p>Micklem bridle</p>			<p>Pre Dec 2017</p>
<p>Shadow Horse – bridle with D-rings at Poll</p>			<p>Dec 2017</p>
<p>Stubben Snaffle 2500 Freedom</p>			<p>Pre Dec 2017</p>
<p>PS of Sweden noseband – only to be used with throat lash</p>			<p>Pre Dec 2017</p>

Bridles and Nosebands

Drop noseband			Pre Dec 2017
Figure of eight or Grackle noseband			Pre Dec 2017
Flash noseband			Pre Dec 2017
Tota Comfort System Noseband			Pre Dec 2017













Bridles are to be used in the conventionally accepted manner and must consist of a brow band, cheek pieces and noseband unless a combination bridle is used. Bridles are to be black, brown, grey or navy.

Saddles and Stirrups

Western saddle		✗	Pre Dec 2017
Side saddle		✓ Although the organiser must be notified prior to competition	Pre Dec 2017
Arabian saddle		✗	Pre Dec 2017
Iberian saddle		✗	Pre Dec 2017
Magnetic Stirrups		✗	Pre Dec 2017
Rainbow Stirrups		✗	Pre Dec 2017

Saddles are to be black, brown, grey or navy – small panels of colour are permitted.

Whips and Spurs

Comb spurs			Pre Dec 2017
Rollerball spurs			Pre Dec 2017
Rowelled spurs		 Rowels must have rounded ends – rowelled spurs with pointed ends will be removed	Pre Dec 2017
Spursuaders			Pre Dec 2017
Swan neck spurs		 Fitted as illustrated left	Pre Dec 2017
Vertical rowels/Rollerball Spurs			Pre Dec 2017

Please see individual Championship rules for specific rulings on whips and spurs.

Riders may carry one whip unless they hold a valid dispensation certificate. Whips may be used at Premier Leagues unless the selectors specify otherwise.

The use of a whip is not permitted at Area Festivals, Regionals or National/Winter Championships and will result in elimination.

Competitor Dress






<p>Navy jackets with red collar and points (tail coat or short coat)</p>		<p style="text-align: center;"></p> <p>Only permitted if riders have been selected to compete for Team GBR</p>	
<p>Mirrored hats</p>		<p style="text-align: center;"></p>	
<p>Top hats</p>		<p style="text-align: center;"></p> <p>Only permitted for Advanced to Grand Prix level although organisers may request riders under 21 wear a protective hat</p>	<p style="text-align: center;">Pre Dec 2017</p>

Table of penalties for contraveaning rules

Rule	Rule No	Penalty
Gaiters – not matching the boot	123	Two mark deduction
Spurs – not made of metal	124	Two mark deduction
No spurs at Advanced level upwards. Spurs worn upside down. Excessive use of spurs. Comb spurs worn.	124	Elimination
Carrying a whip in an Area Festivals, Regional Championships and Championships (without dispensation).	125	Elimination
Carrying more than one whip. Excessive use of the whip.	125	Elimination
Saddle – western / other specified styles	127	Elimination
Saddle - incorrect colour		Two mark deduction
Boots fixed to the stirrup by mechanical means (without dispensation)		Elimination
No stirrup Leathers and irons.		Elimination
Bridle – Incorrect colour	130	Two mark deduction
Decorated with tassels		Two mark deduction
Indiscreet padding		Two mark deduction
Padding of cheek pieces		Elimination
No bridle number worn or incorrect number	147	Two mark deduction
Only one bridle number worn		Two mark deduction
Double bridle at Preliminary & Novice.	130	Elimination
No noseband.		Elimination
Bitguards.	131	Elimination
Martingales, bearing, side or running reins of any kind; any sort of blinkers.	132	Elimination
Bandages or boots worn during the test.	132	Elimination
Tongue straps	133	Elimination
Unusual decoration	132	Elimination
Hoof boot or replacement shoes which cover the heel	132	Elimination
Prohibited bits	138-g	Elimination

Rule	Rule No	Penalty
Commanders reading anything other than the printed text or extracts there from or emphasising any part of the command	150	Elimination
Incorrect salute	155	Two mark deduction
Any outside assistance by voice or signs, etc. designed to help a competitor improve their performance	151	Elimination
Intentionally entering the arena before the signal to start	153	Two mark deduction
Failing to enter the arena within 45 seconds of the signal to start	153	Two mark deduction
Failure to start after 90 seconds from signal to start	153	Elimination
Repeating a movement (penalise as error of course and mark first attempt only)	154	Appropriate to error
Horse placing all four feet outside the arena where the surround is continuous and less than nine inches and is marked by boards or similar	163-4	Zero for that movement
Horse placing all four feet outside the arena where the arena is marked by a line only or intermittent boards	153	At Judges discretion
Horse leaving the arena when the surround is continuous and nine inches high or more	157	Elimination
Leaving the arena not under control	157	Elimination
Rider dismounting without a reason acceptable to the judge	158	Zero for that movement
Fall of horse and/or rider	158	Retire from Test
Horse refusing to continue for a period of 20 consecutive seconds	159	Elimination
Use of voice	161	Two mark deduction for each movement
When a competitor makes an 'error of the test' (trots rising instead of sitting, at the salute does not take the reins in one hand, etc) he must be penalised as for an 'error of test'.	164-66	Appropriate to error
Rising trot in Advanced Medium and above tests	156	Two mark deduction for each movement
Lameness	167	Elimination

Rule	Rule No	Penalty
Dressage to Music test exceeding the time allowed or more than 30 seconds shorter than the stated time.	162	Two mark deduction
Movements of a higher standard than level for the Dressage to Music test being performed.	162	Two mark deduction
Hats – Incorrect colour		Two mark deduction
No hat. (no penalty if hat comes off during test and rider has to restart a movement after retrieval).	120	Elimination
Hat of incorrect standard i.e. no harness etc. (Introductory to Advanced Medium)		Elimination
Jacket – not worn at championships, regionals, area festivals or high profile shows. Incorrect colour	118	Two mark deduction
Breeches – incorrect colour, patterned	121	Two mark deduction
Waistcoat – incorrect colour	118	Two mark deduction
Gloves – not worn	122	Two mark deduction
Shirt – incorrect colour or sleeveless	118	Two mark deduction
Boots – not appropriate for riding	123	Two mark deduction